



FurnSpin



Your turning and swivelling
furniture system


Hettich

PUT A SPIN ON TOMORROW'S WORLD OF FURNITURE.



The furniture industry is facing a myriad of exciting challenges from today's megatrends of urbanisation, individualisation and work evolution.

Any manufacturer wanting to set trends and make statements in this market will need to offer more than just the usual line-up of "new releases".

To be provocative, it is essential to think outside the box.





People love a good spin: furniture does too!


Whether it's children happily running around in circles, people dancing or having fun at the fair — as human beings, we experience pure joy when we spin around or see something spinning. What's more: it's something we love, something that magically attracts and fascinates us.

The Joy of FurnSpin is based on this simple but all the more compelling realisation. It is precisely this deep primordial joy, the inspiration from letting go, that furniture manufacturers experience with FurnSpin by Hettich to unleash their creativity.

APPLICATION EXAMPLES

FurnSpin is inspiringly different:

This innovative fitting for high end division gets rid of old style formats and puts a creative new spin on furniture design. Open doors or flaps no longer get in the way – most of the cabinet body can now be moved with effortless ease.



hettich.com/short/mir83ws

Prime space-defining kitchen cabinetry

Compact kitchen cabinetry with new prestigious storage solutions for open plan living.




hettich.com/short/fraw1d3

Prime turnaround living space shelf unit

Much more than a living space shelf unit:
a magical piece of exciting furniture.



A stylish turn leaves furniture to reveal what's inside. Hiding everything from view again, a further spin returns furniture to its closed state. "The Joy of FurnSpin" from Hettich fascinates in all types of furniture.



hettich.com/short/ozwynip

Prime floating bathroom furniture

It's magic: floating bathroom furniture with all manner of astounding convenience.



hettich.com/short/igq1zrb

New work office furniture with revolving storage space

Making creative use of storage space goes perfectly with the concept of a dynamic working environment in the office.



Put a spin on tomorrow's world of furniture

The furniture industry is facing exciting challenges from today's megatrends of urbanisation, individualisation and work evolution. Anyone wanting to set trends in this market needs to provide innovative solutions. FurnSpin breaks with yesterday's designs and brings fresh drive to the furniture world: furniture now turns to reveal

everything inside without doors or flaps getting in the way. FurnSpin permits new spatial concepts with outstanding design and impressive functionality. "Spinning" is a thing of joy, creating a magical furniture experience that's long remembered.



Two items of furniture all in one:
Furniture comes with flexibility to embrace any user need.



Movement with wow effect:
Unique look and feel to give furniture users pure joy.



Innovation in furniture design:
Let FurnSpin redefine what innovative, premium quality means, for both yourself and your brand.



furnspin.hettich.com

Find out more:
You can get inspiration and further product details on our website.

SpinLines


- ▶ FurnSpin
- ▶ Summary



Technical information	
▶ Design principle and functioning	8
▶ Spin furniture versions	9
▶ Cabinet body designs and selection criteria	10
▶ Design details and required space	11



▶ FurnSpin S	12 - 13
▶ FurnSpin M	14 - 15
▶ FurnSpin XL	16 - 17
▶ Accessories	18

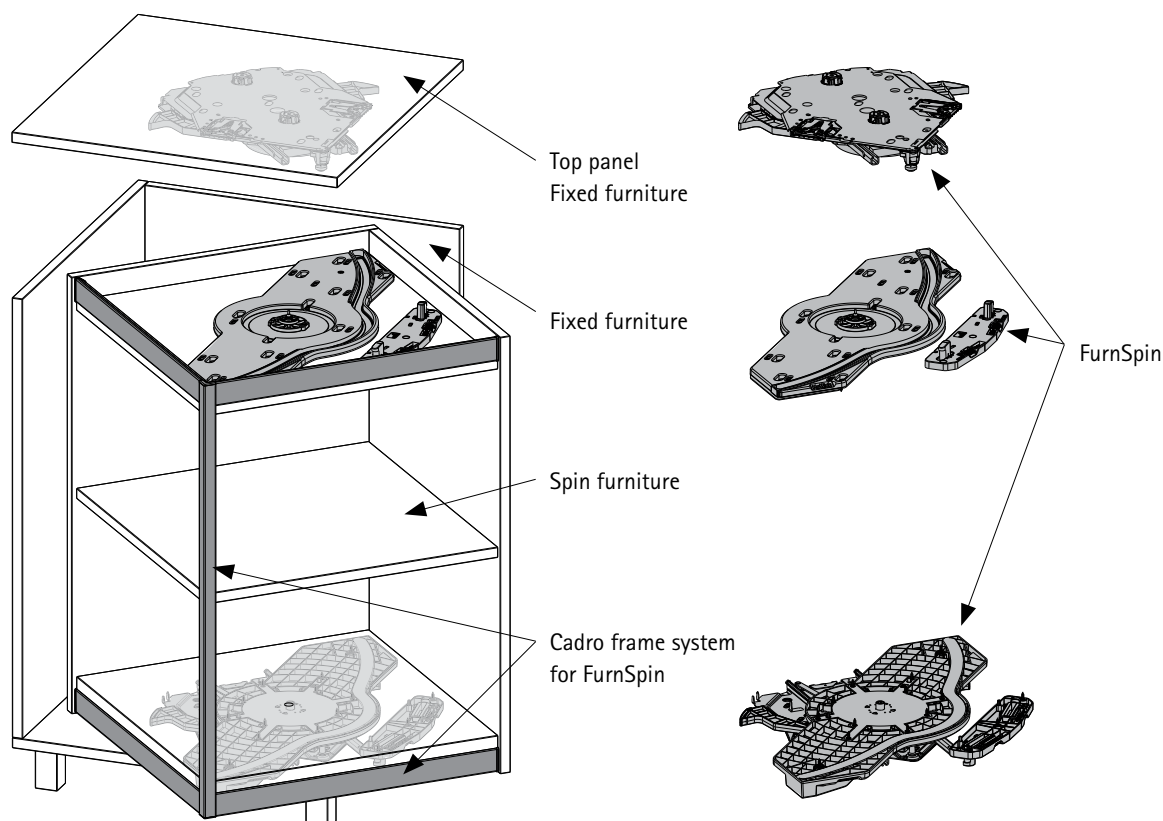


hettich.com/short/ftimej2

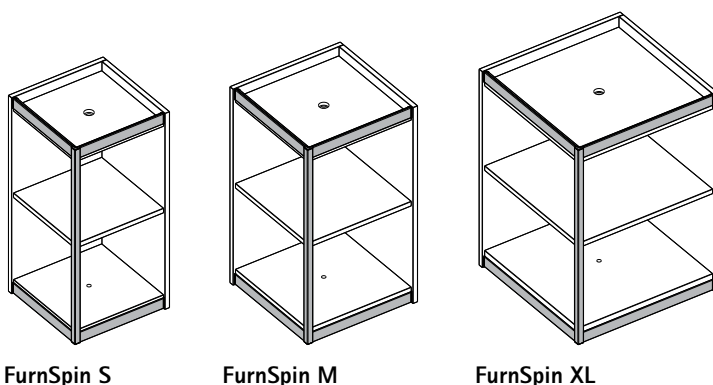
Hettich Technical Assistant	
▶ Installation / adjustment	
▶ Service	

Quality criteria

Design principle



Mode of operation



Spin furniture:

- Interior furniture, is moved by FurnSpin-fitting
- Height min. 700 mm to max. 2400 mm

Bounding Box:

- Base area covered by Spin furniture in its open and in its closed position
- The Bounding Box determines the size of fitting to select

Movement area:

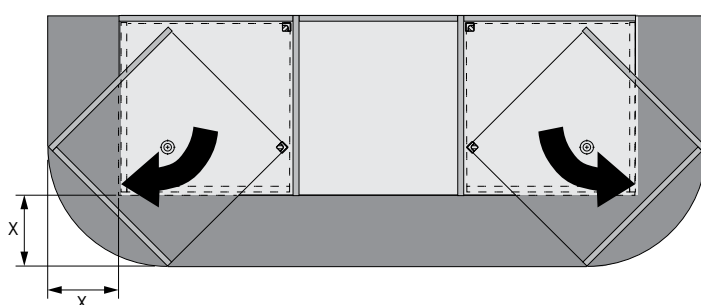
- Space required by the Spin furniture throughout its movement cycle, including the outside of the fixed furniture

Load capacity:

- Total weight of Spin furniture, including contents

Installed position, left:
Opening direction clockwise

right:
anticlockwise

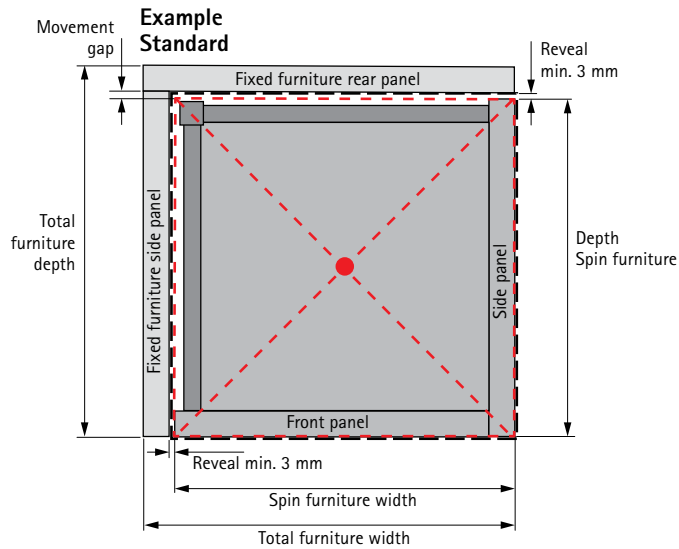


FurnSpin size	S	M	XL
min. in mm			
Bounding Box	377 x 377	440 x 440	564 x 564
Movement space X	192	218	275
max. in mm			
Bounding Box	450 x 450	515 x 515	664 x 664
Movement space X	207	234	296
Loading	80 kg	100 kg	120 kg

Spin furniture versions



All illustrations show fitting installed on right (opening direction anticlockwise). Left: in ease case reversed.



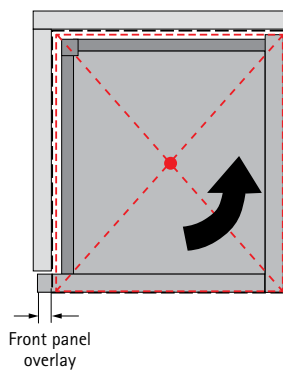
Detailed planning with FurnSpin configurator



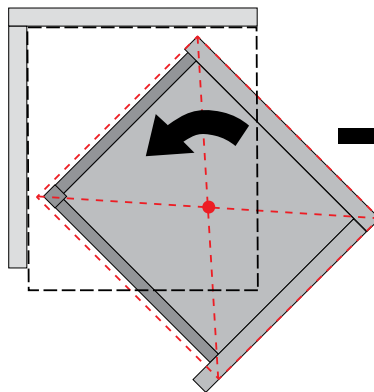
hettich.com/short/g8i4p73

- Space in fixed furniture
- Bounding Box
- Centre point (Spin furniture turning axis)

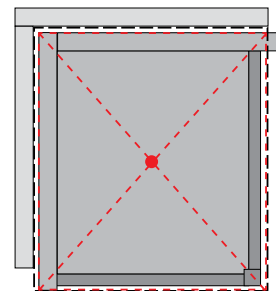
Example Overlay Spin furniture front closed position



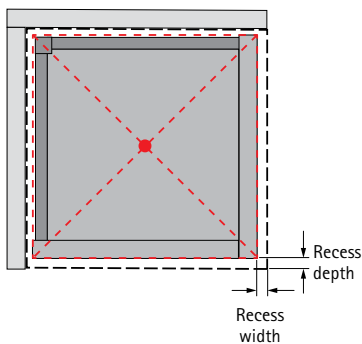
middle position



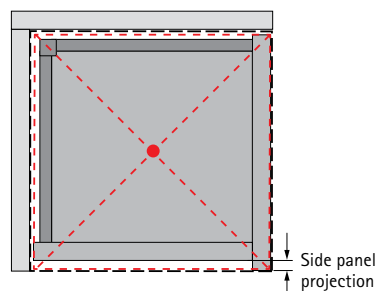
opened position



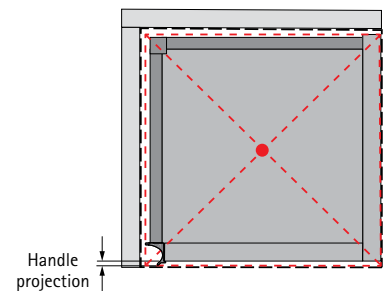
Example Spin furniture set back



Example Spin furniture side projection



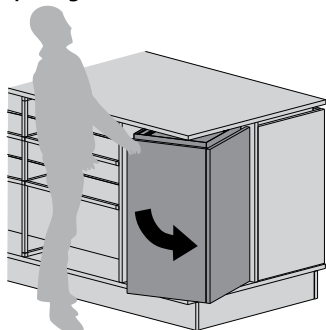
Example Spin furniture with handle



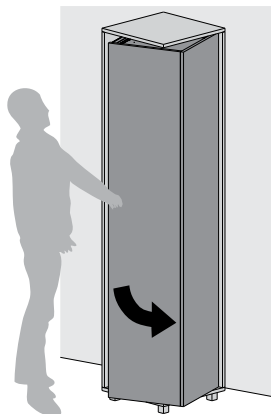
Note: all designs can be combined

Cabinet body designs

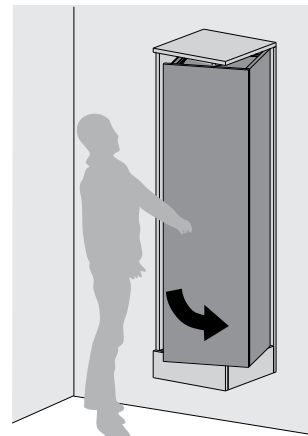
Examples show installed position on right
(opening direction anticlockwise)



Integrated in
free standing furniture

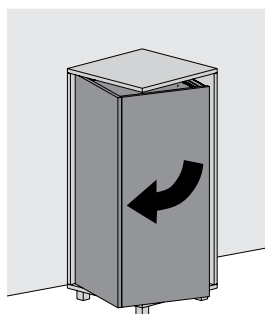


Stand-alone furniture



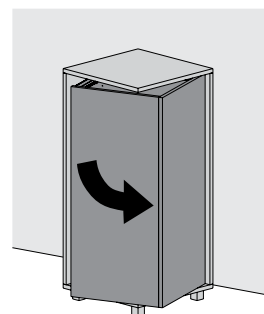
Wall unit with
reinforced base panel

Installed position selected



Installed position, left:
Opening direction clockwise

Installed position, right:
Opening anticlockwise



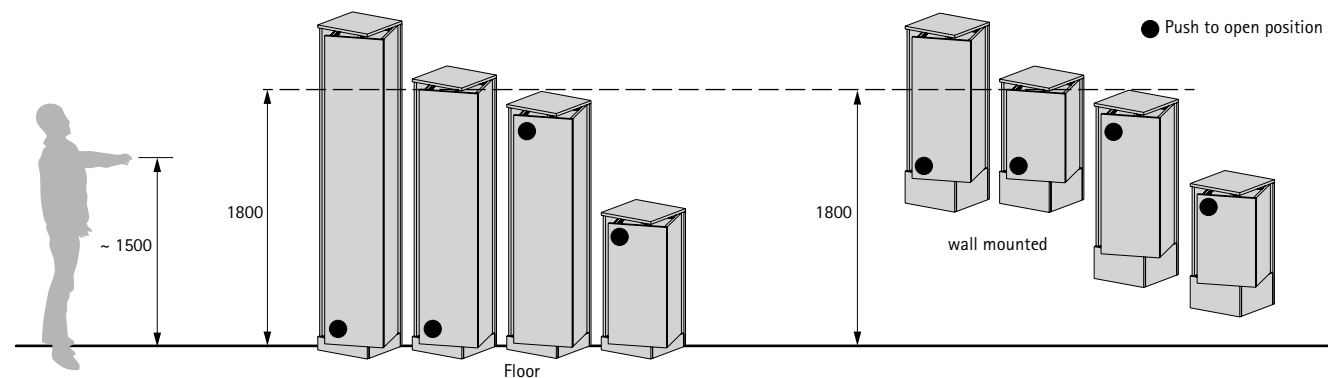
When planning the entire piece of furniture, always bear in mind which opening direction makes the Spin furniture easiest to open. The opening direction cannot be reversed.

Push to open Silent position selected

Recommendation:

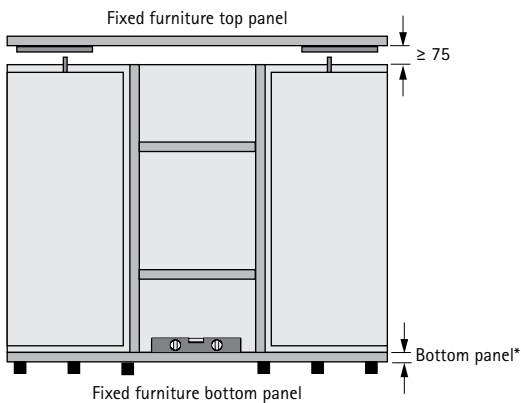
Top edge of Spin furniture above ≥ 1800 mm: Push to open positioned at bottom

Top edge of Spin furniture below < 1800 mm: Push to open positioned at top

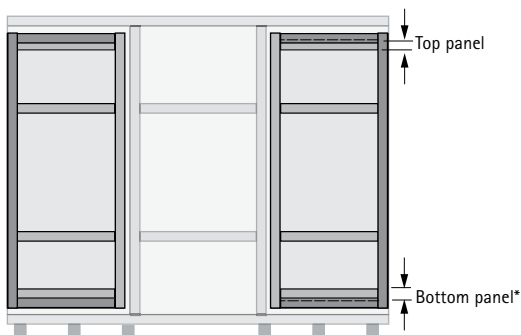
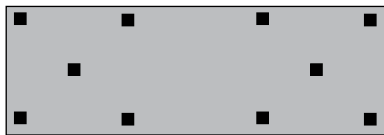


Cabinet body design details

Front view fixed furniture



View from below



Requirements on fixed furniture

- Removable top panel and clearance for installation ≥ 75 mm; Spin furniture is assembled by installing fitting from above
- Levelling, e.g. with spirit level
- Additional 5th foot, centred below FurnSpin fitting
- Fixed furniture attached to wall or adjacent furniture
- Minimum thicknesses of fixed furniture material in mm*:

FurnSpin size	S	M	XL
Top panel	≥ 16		
Bottom panel*	≥ 16	≥ 18	≥ 18
Side panel	≥ 16		
Rear panel	≥ 16		

Requirements on Spin furniture

- Corner profile or similar to provide sufficient stability
- Clearance for installing FurnSpin fitting
- Minimum thicknesses of the Spin furniture material in mm*:

FurnSpin size	S	M	XL
Top panel	≥ 16		
Bottom panel*	≥ 19	≥ 22	≥ 25
Front / side-panel	≥ 16		

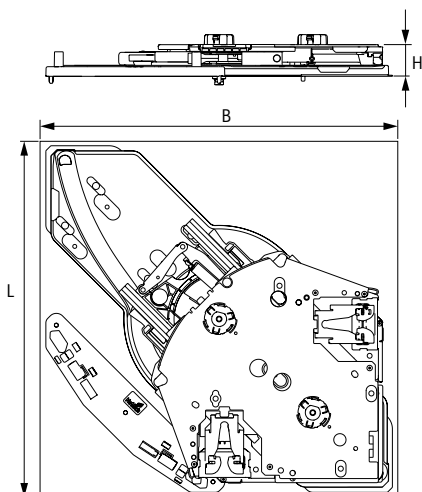
*depending on material quality, it may be necessary to use thicker material or provide reinforcement to prevent sagging.

For detailed planning and further information



hettich.com/short/g8i4p73

Space required for FurnSpin



Minimum dimensions for installing turning swivelling fitting in mm

FurnSpin size	S	M	XL
Length L	339	402	526
Width B	339	402	526
Height H	40	40	45

SpinLines

- ▶ FurnSpin
- ▶ Fitting size S

FurnSpin S with Silent System



Support in selecting the right fitting size (S, M or XL) and detailed planning in the FurnSpin configurator

- ▶ Turning and swivelling system for a Spin furniture in a fixed furniture
- ▶ Installation position left: clockwise opening
- ▶ Installation position right: anticlockwise opening
- ▶ For two defined end positions: 0° and 180°
- ▶ Integrated Silent System
- ▶ Suitable for Spin furniture with a Bounding Box base area of min. 377 x 377 mm to max. 450 x 450 mm
- ▶ Height of the Spin furniture from min. 700 mm to max. 2400 mm
- ▶ Maximum load capacity (Spin furniture weight incl. load) 80 kg
- ▶ Can be adjusted in height, tilt, depth, width and end position
- ▶ Optional: Cadro frame system for FurnSpin
- ▶ Steel, plastic

Set comprises:

- ▶ 1 premounted top fitting
- ▶ 1 premounted bottom fitting
- ▶ 1 aid
- ▶ Fixing material
- ▶ Installation instructions

Installed position	Order no.	PU
left	9 349 281	1 set
right	9 349 282	1 set

FurnSpin configurator



hettich.com/short/g8i4p73



Please use the FurnSpin configurator to quickly and conveniently find the right solution for the multitude of planning details.

- ▶ Targeted selection of the right fitting size
- ▶ Detailed planning of all relevant dimensions
- ▶ Complete cabinet body planning for error-free implementation



hettich.com/short/ag9un6v



SpinLines

- FurnSpin
- Fitting size S

FurnSpin S with Push to open Silent



Support in selecting the right fitting size (S, M or XL) and detailed planning in the FurnSpin configurator

- Turning and swivelling system for a Spin furniture in a fixed furniture
- Installation position left: clockwise opening
- Installation position right: anticlockwise opening
- For two defined end positions: 0° and 180°
- Push to open Silent (Push to open with Silent System) installed in the top or bottom fitting (must be selected in relation to furniture height and mounting position)
- Suitable for Spin furniture with a Bounding Box base area of min. 377 x 377 mm to max. 450 x 450 mm
- Height of the Spin furniture from min. 700 mm to max. 2400 mm
- Maximum load capacity (Spin furniture weight incl. load) 80 kg
- Can be adjusted in height, tilt, depth, width and end position
- Optional: Cadro frame system for FurnSpin
- Steel, plastic

Set comprises:

- 1 premounted top fitting
- 1 premounted bottom fitting
- 1 aid
- Fixing material
- Installation instructions

Installed position	Fixing position	Order no.	PU
left	Push to open Silent, top	9 349 283	1 set
right	Push to open Silent, top	9 349 284	1 set
left	Push to open Silent, bottom	9 349 285	1 set
right	Push to open Silent, bottom	9 349 286	1 set

FurnSpin configurator



hettich.com/short/g8i4p73

Please use the FurnSpin configurator to quickly and conveniently find the right solution for the multitude of planning details.

- Targeted selection of the right fitting size
- Detailed planning of all relevant dimensions
- Complete cabinet body planning for error-free implementation



hettich.com/short/ag9un6v

SpinLines

- FurnSpin
- Fitting size M

FurnSpin M with Silent System



Support in selecting the right fitting size (S, M or XL) and detailed planning in the FurnSpin configurator

- Turning and swivelling system for a Spin furniture in a fixed furniture
- Installation position left: clockwise opening
- Installation position right: anticlockwise opening
- For two defined end positions: 0° and 180°
- Integrated Silent System
- Suitable for Spin furniture with a Bounding Box base area of min. 440 x 440 mm to max. 515 x 515 mm
- Height of the Spin furniture from min. 700 mm to max. 2400 mm
- Maximum load capacity (Spin furniture weight incl. load) 100 kg
- Can be adjusted in height, tilt, depth, width and end position
- Optional: Cadro frame system for FurnSpin
- Steel, plastic

Set comprises:

- 1 premounted top fitting
- 1 premounted bottom fitting
- 1 aid
- Fixing material
- Installation instructions

Installed position	Order no.	PU
left	9 349 287	1 set
right	9 349 288	1 set

FurnSpin configurator



hettich.com/short/g8i4p73

Please use the FurnSpin configurator to quickly and easily find the right solution for the multitude of planning details.

- Targeted selection of the right fitting size
- Detailed planning of all relevant dimensions
- Complete cabinet body planning for error-free implementation



hettich.com/short/ag9un6v

SpinLines

- FurnSpin
- Fitting size M

FurnSpin M with Push to open Silent



Support in selecting the right fitting size (S, M or XL) and detailed planning in the FurnSpin configurator

- Turning and swivelling system for a Spin furniture in a fixed furniture
- Installation position left: clockwise opening
- Installation position right: anticlockwise opening
- For two defined end positions: 0° and 180°
- Push to open Silent (Push to open with Silent System) installed in the top or bottom fitting (must be selected in relation to furniture height and mounting position)
- Suitable for Spin furniture with a Bounding Box base area of min. 440 x 440 mm to max. 515 x 515 mm
- Height of the Spin furniture from min. 700 mm to max. 2400 mm
- Maximum load capacity (Spin furniture weight incl. load) 100 kg
- Can be adjusted in height, tilt, depth, width and end position
- Optional: Cadro frame system for FurnSpin
- Steel, plastic

Set comprises:

- 1 premounted top fitting
- 1 premounted bottom fitting
- 1 aid
- Fixing material
- Installation instructions

Installed position	Fixing position	Order no.	PU
left	Push to open Silent, top	9 349 289	1 set
right	Push to open Silent, top	9 349 290	1 set
left	Push to open Silent, bottom	9 349 301	1 set
right	Push to open Silent, bottom	9 349 302	1 set

FurnSpin configurator



hettich.com/short/g8i4p73

Please use the FurnSpin configurator to quickly and easily find the right solution for the multitude of planning details.

- Targeted selection of the right fitting size
- Detailed planning of all relevant dimensions
- Complete cabinet body planning for error-free implementation



hettich.com/short/ag9un6v

SpinLines

- ▶ FurnSpin
- ▶ Fitting size XL

FurnSpin XL with Silent System



Support in selecting the right fitting size (S, M or XL) and detailed planning in the FurnSpin configurator

- ▶ Turning and swivelling system for a Spin furniture in a fixed furniture
- ▶ Installation position left: clockwise opening
- ▶ Installation position right: anticlockwise opening
- ▶ For two defined end positions: 0° and 180°
- ▶ Integrated Silent System
- ▶ Suitable for Spin furniture with a Bounding Box base area of min. 564 x 564 mm to max. 664 x 664 mm
- ▶ Height of the Spin furniture from min. 700 mm to max. 2400 mm
- ▶ Maximum load capacity (Spin furniture weight incl. load) 120 kg
- ▶ Can be adjusted in height, tilt, depth, width and end position
- ▶ Optional: Cadro frame system for FurnSpin
- ▶ Steel, plastic

Set comprises:

- ▶ 1 premounted top fitting
- ▶ 1 premounted bottom fitting
- ▶ 1 aid
- ▶ Fixing material
- ▶ Installation instructions

Installed position	Order no.	PU
left	9 349 303	1 set
right	9 349 304	1 set

FurnSpin configurator



hettich.com/short/g8i4p73

Please use the FurnSpin configurator to quickly and easily find the right solution for the multitude of planning details.

- ▶ Targeted selection of the right fitting size
- ▶ Detailed planning of all relevant dimensions
- ▶ Complete cabinet body planning for error-free implementation



hettich.com/short/ag9un6v

SpinLines

- FurnSpin
- Fitting size XL

FurnSpin XL with Push to open Silent



Support in selecting the right fitting size (S, M or XL) and detailed planning in the FurnSpin configurator

- Turning and swivelling system for a Spin furniture in a fixed furniture
- Installation position left: clockwise opening
- Installation position right: anticlockwise opening
- For two defined end positions: 0° and 180°
- Push to open Silent (Push to open with Silent System) installed in the top or bottom fitting (must be selected in relation to furniture height and mounting position)
- Suitable for Spin furniture with a Bounding Box base area of min. 564 x 564 mm to max. 664 x 664 mm
- Height of the Spin furniture from min. 700 mm to max. 2400 mm
- Maximum load capacity (Spin furniture weight incl. load) 120 kg
- Can be adjusted in height, tilt, depth, width and end position
- Optional: Cadro frame system for FurnSpin
- Steel, plastic

Set comprises:

- 1 premounted top fitting
- 1 premounted bottom fitting
- 1 aid
- Fixing material
- Installation instructions

Installed position	Fixing position	Order no.	PU
left	Push to open Silent, top	9 349 305	1 set
right	Push to open Silent, top	9 349 306	1 set
left	Push to open Silent, bottom	9 349 307	1 set
right	Push to open Silent, bottom	9 349 308	1 set

FurnSpin configurator



hettich.com/short/g8i4p73

Please use the FurnSpin configurator to quickly and easily find the right solution for the multitude of planning details.

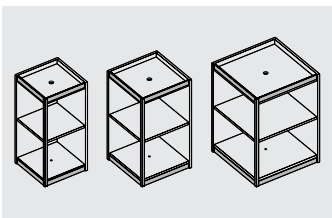
- Targeted selection of the right fitting size
- Detailed planning of all relevant dimensions
- Complete cabinet body planning for error-free implementation



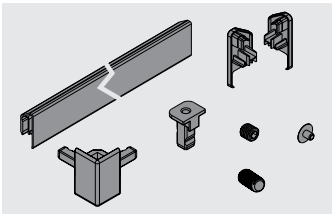
hettich.com/short/ag9un6v

Cadro frame system


- ▶ Cadro for FurnSpin
- ▶ Summary



▶ Version overview	22
▶ Exploded diagram	22
▶ Overview of components	23



Components	
▶ Vertical components	24 - 25
▶ Horizontal components	26
▶ Other accessories	27



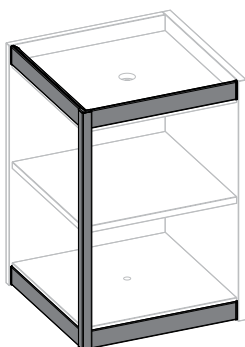
hettich.com/short/0sthyv5

Hettich Technical Assistant	
▶ Installation	
▶ Settings / Service	
Quality criteria	

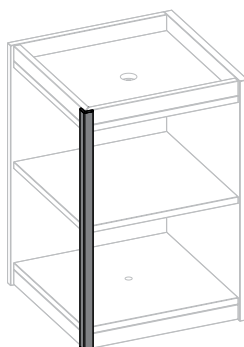
Cadro frame system

- Cadro for FurnSpin
- Exploded diagram / component overview

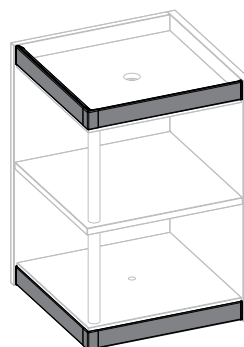
Version overview



A Standard

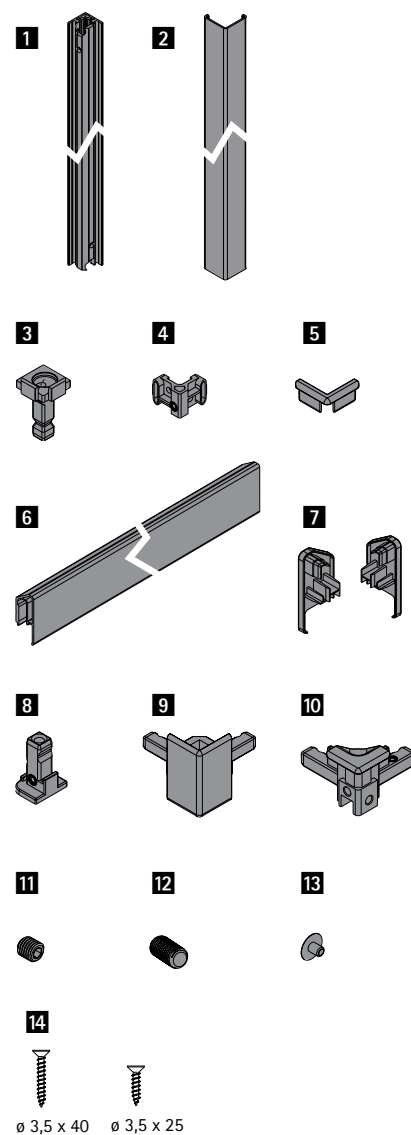
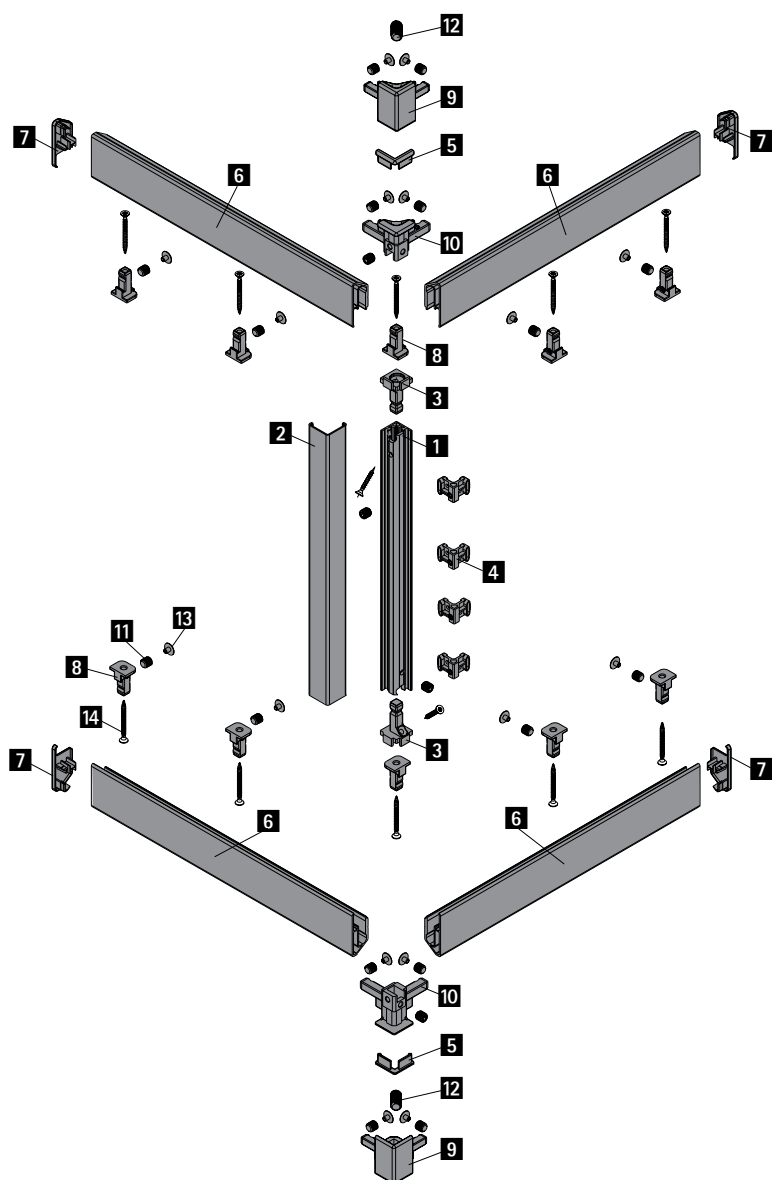


B Hybrid Vertical



C Hybrid Horizontal

Exploded diagram



Cadro frame system

- ▶ Cadro for FurnSpin
- ▶ Exploded diagram / component overview

Overview of components

Versions

A Standard:

All Cadro components included in the set

B Hybrid Vertical:

Vertical Cadro components included in the set, horizontal components must be ordered separately or supplemented with your own material

C Hybrid Horizontal:

Horizontal Cadro components included in the set, vertical components must be ordered separately or supplemented with your own material

Overview of components

Vertical components:

- 1 Glass corner profile
- 2 Cover profile
- 3 Profile adapter
- 4 Clip for cover profile
- 5 Cover cap for cover profile

Horizontal components:

- 6 Fitting cover (FurnSpin cover)
- 7 Cover cap for fitting cover
- 8 Adapter for fitting cover
- 9 Corner node, horizontal

Other accessories:

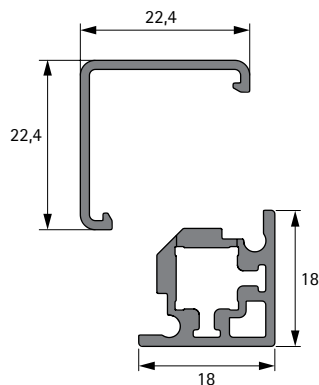

- 0 Corner node, horizontal and vertical
- i M5 x 4 mm threaded stud (for all vertical connections)
- " Threaded stud M5 x 10 mm (for all horizontal connections)
- ¶ Cover cap for threaded stud
- ¢ Screws



Cadro frame system

- Cadro for FurnSpin
- Vertical components

1 + 2 Glass corner profile and cover profile hardware set

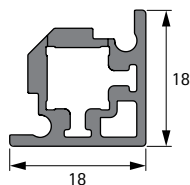


- Length: 3000 mm, for cutting to length
- Aluminium

- Set comprises:
- 1 glass corner profile
 - 1 cover profile

Colour	Order no.	PU
matt black	9 360 731	1 ea.

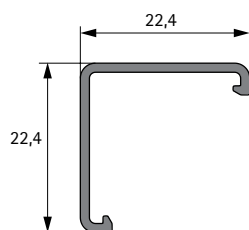
1 Glass corner profile



- For vertical support of the open corner of the Spin furniture
- Stability for shelves, top and bottom panel
- Length 3000 mm, can be cut to length
- Aluminium

Colour	Order no.	PU
matt black	9 360 710	1 ea.

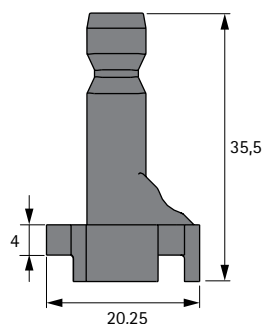

2 Cover profile



- To cover the vertical glass corner profile
- Length 3000 mm, can be cut to length
- Aluminium

Colour	Order no.	PU
matt black	9 352 281	1 ea.

3 Profile adapter



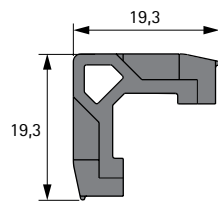
- Connects vertical glass corner profile and shelf, bottom and top panel of the Spin furniture
- Plastic

Colour	Order no.	PU
matt black	9 352 251	1 ea.

Cadro frame system

- Cadro for FurnSpin
- Vertical components

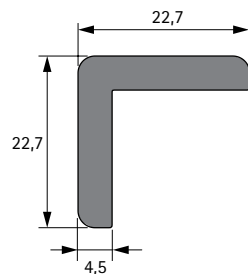
4 Clip for cover profile



- Connects vertical glass corner profile and corresponding cover profile
- Plastic

Colour	Order no.	PU
matt black	9 352 253	1 ea.

5 Cover cap for cover profile



- Termination for vertical cover profile if no corner node is installed
- Plastic

Colour	Order no.	PU
matt black	9 352 267	8 ea.

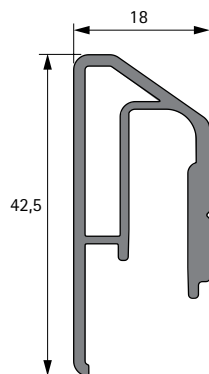


hettich.com/short/4syd6m2

Cadro frame system

- Cadro for FurnSpin
- Horizontal components

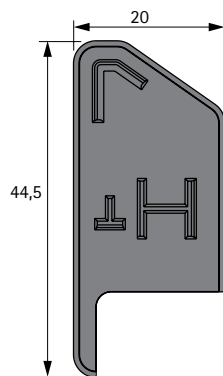

6 Fitting cover



- To cover the upper and lower FurnSpin fitting
- Suitable for S, M and XL FurnSpin fitting
- Length 3000 mm, can be cut to length
- Aluminium

Colour	Order no.	PU
matt black	9 352 269	1 ea.

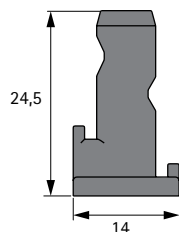
7 Cover cap for fitting cover



- Termination for horizontal fitting cover
- As tolerance compensation and for veneering the cut surface
- Plastic

Colour	Order no. / mounting side		PU
	left	right	
matt black	9 352 255	9 352 257	2 ea.

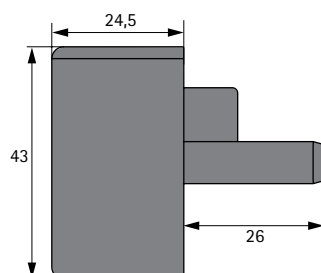

8 Adapter for fitting cover



- For attaching fitting cover to top and bottom panel
- Plastic

Colour	Order no.	PU
matt black	9 352 263	2 ea.

9 Corner node, horizontal



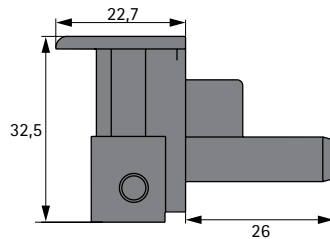

- Connects the horizontal fitting covers if no vertical cover profile is used
- Plastic

Colour	Order no.	PU
matt black	9 352 261	2 ea.

Cadro frame system

- Cadro for FurnSpin
- Other accessories

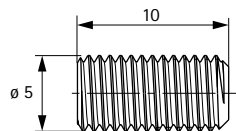
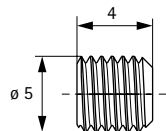
10 Corner node, horizontal and vertical



- Connects horizontal fitting cover and vertical profiles
- Plastic

Colour	Order no.	PU
matt black	9 352 259	2 ea.

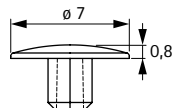

11 + 12 Threaded stud



- Self tapping threaded screws, DIN 913
- M5x 4 mm: all vertical connections
- M5x 10 mm: all horizontal connections
- For secure and gap-free connection of profiles with adapters and nodes
- Pre-drilling of profiles with 4.5 mm metal drill bit
- 0.8 - 1 Nm torque when using a cordless screwdriver
- Steel, matt black

Dimensions mm	Order no.	PU
M5 x 4	9 360 715	25 ea.
M5 x 10	9 395 536	25 ea.

13 Cover cap for threaded stud



- For covering the M5 threaded studs screwed into the profile
- Plastic

Colour	Order no.	PU
matt black	9 360 714	25 ea.

Publisher's imprint:

Hettich Australia


6 Entolasia Close
Kemps Creek NSW 2178

Phone: 1800 687 789
Fax: 1800 687 789
support-au@hettich.com
Web: www.hettich.com/en-au/home

© Hettich Marketing- und Vertriebs
GmbH & Co. KG
Anton-Hettich-Straße 12-16
32278 Kirchlegern · Germany

We reserve all rights to this catalogue under copyright law. It shall not be permissible to duplicate this catalogue in any form either in whole or in part without our written consent. Subject to technical alterations. Errors and omissions excepted. Subject to colour variations.

August 2025



IT'S ALL
IN HETTICH

Order no.: 9 402 010
HAU FURNSPIN CATALOGUE 2025